


MANUALLY LEARNING ABC'S

With Me
MANNY HANDY
ABC.

By:
Willie
Worley Jr.

COLORING
BOOK



**In Memory of
Mary & Willie Worley Sr.**


I know God has related

My message to you.

HELLO BOYS AND GIRLS.
MY NAME IS MANNY
HANDY ABC. I AM HERE
TO TEACH EACH AND
EVERYONE THE AMERICAN
MANUAL ALPHABET.

I WILL SHOW YOU
HOW EACH LETTER OF
THE ALPHABET IS
DONE USING YOUR
HANDS BY POSITIONING
YOUR FINGERS.


ARE YOU
EXCITED?
ME TOO.
LET'S GET
START.



OKAY BOYS AND GIRLS,
LET'S PLAY A GAME. LET'S SEE
CAN YOU MANUALLY MAKE
THE LETTER MANNY HANDY
ABC IS THINKING ABOUT
WITH YOUR FINGERS AND HANDS.

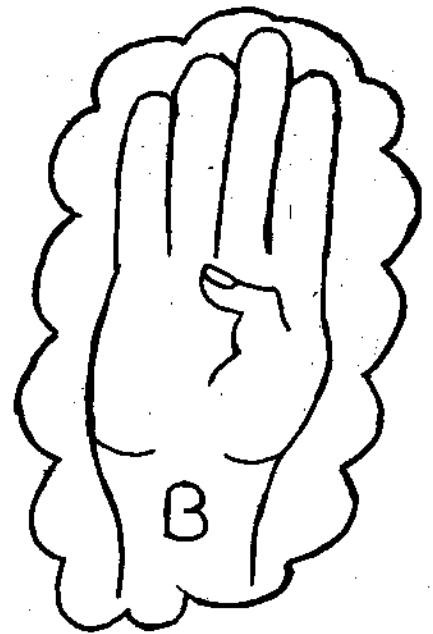


MANNY HANDY IS
THINKING ABOUT THE
LETTER (A) AS IN
APPLE. NOW SEE IF
YOU CAN DO IT.




(1.)

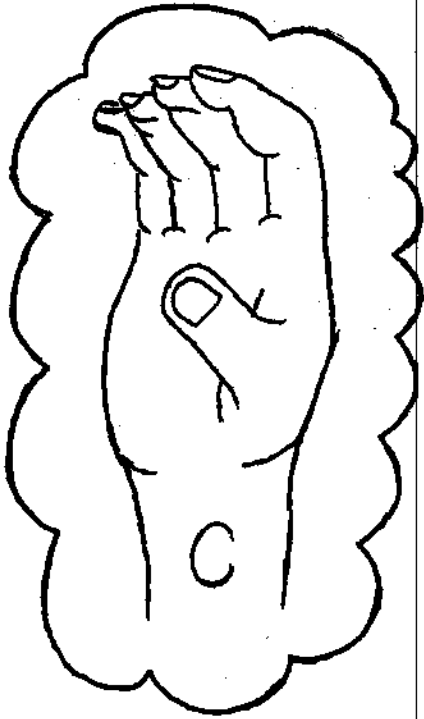
Very Good With The Letter
"A" Boys And Girls. Now Let
Us Move On To The Next
Letter Of The Alphabet.



MANNY HANDY IS
THINKING ABOUT THE
LETTER "B" AS IN BOY.
NOW LET'S SEE CAN YOU
DO WHAT MANNY HANDY
IS THINKING WITH YOUR
FINGERS AND HANDS.




(2.)



VERY GOOD WITH THE
LETTER "B". I AM SO PROUD
OF ALL THE BOYS AND GIRLS.

MANNY HANDY ABC
IS THINKING ABOUT
THE LETTER "C" AS IN
CAT. NOW LETS SEE CAN
YOU DO WHAT MANNY
HANDY IS THINKING
WITH YOUR FINGERS
AND HANDS.




Good Job! With The Letter
"C" Boys And Girls. MANNY HANDY
Is Thinking About The Letter
"D" As In Dog.



Now Lets SEE CAN
You Do What MANNY
HANDY IS Thinking
With Your Fingers
And HANDS.



VERY GOOD WITH THE
LETTER "D". NOW MANNY
HANDY IS THINKING OF
THE LETTER "E" AS IN
EAT. NOW LETS SEE CAN
YOU DO WHAT MANNY
HANDY IS THINKING
WITH YOUR FINGERS
AND HANDS.



MANNY HANDY IS
PROUD OF ALL THE
BOYS AND GIRLS.


MANNY HANDY IS THINKING
OF THE LETTER "F" AS IN FAT
BOYS AND GIRLS. NOW LET'S SEE
CAN YOU DO WHAT MANNY HANDY
IS THINKING WITH YOUR FINGERS
AND HANDS.



Good Job!
You Are Doing
VERY WELL.




Now MANNY HANDY
Is Thinking Of The
Letter "G" As In Go,
Boys And Girls.





Now Lets SEE
CAN YOU DO WHAT
MANNY HANDY IS
Thinking With
Your Fingers AND
HANDS.

WE ARE MOVING RIGHT
ALONG BOYS AND GIRLS.
NOW MANNY HANDY
IS THINKING OF THE
LETTER "H" AS IN HAT.




NOW LETS SEE CAN
YOU DO WHAT MANNY
HANDY IS THINKING
WITH YOUR FINGERS
AND HANDS.

Good Boys And Girls!
Very Good! Now MANNY
HANDY IS THINKING OF THE
LETTER "I" AS IN IT.




Now LETS SEE
CAN YOU DO WHAT
MANNY HANDY IS
THINKING WITH YOUR
FINGERS AND HANDS.

Wonderful Boys And
Girls! Now MANNY HANDY
Is Thinking Of The LETTER
"J" As In Jet.




Now Lets SEE CAN
You Do What MANNY
HANDY I s Thinking
With Your Fingers
AND HANDS.

(10.)



HERE IS A FUN ONE
BOYS AND GIRLS! NOW
MANNY HANDY IS
THINKING OF THE
LETTER "K" AS IN
KITE.


NOW LET'S
SEE CAN YOU DO
WHAT MANNY HANDY
IS THINKING WITH
YOUR FINGERS AND
HANDS.






You Are Doing Swell
Boys And Girls. Now
MANNY HANDY IS
Thinking Of The
LETTER "L" AS IN
LOW.

Now LETS SEE
CAN YOU DO WHAT
MANNY HANDY IS
Thinking With
Your FINGERS AND
HANDS.




Very Good, Boys And
Girls. Now MANNY HANDY
Is Thinking Of The Letter
"M" As In Moose.



Now Lets SEE
CAN YOU DO WHAT
MANNY HANDY IS
THINKING WITH
YOUR FINGERS AND
HANDS.


PAY ATTENTION, THIS IS A TRICKY ONE. IT LOOKS LIKE AN "M". MANNY HANDY IS THINKING OF THE LETTER "N" AS IN NICE.



NOW LET'S SEE CAN YOU DO WHAT MANNY HANDY IS THINKING WITH YOUR FINGERS AND HANDS.




O.K. Boys And Girls. Very Good. Now MANNY HANDY IS THINKING OF THE LETTER "O" AS IN OF.





NOW LETS SEE CAN YOU DO WHAT MANNY HANDY IS THINKING WITH YOUR FINGERS AND HANDS.

HERES ONE TO REMEMBER
BOYS AND GIRLS. NOW MANNY
HANDY IS THINKING OF THE
LETTER "P" AS IN PET.




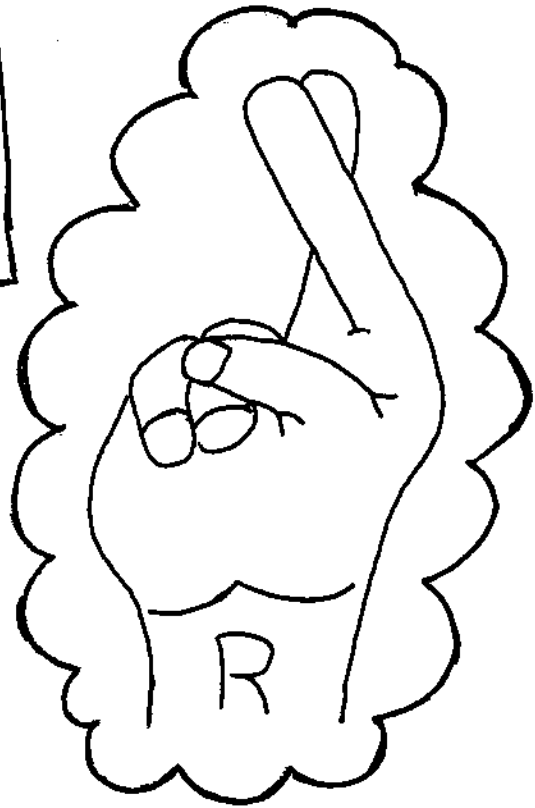
NOW LETS SEE
CAN YOU DO WHAT
MANNY HANDY IS
THINKING WITH
YOUR FINGERS
AND HANDS.

I AM Proud Of You BOYS
AND GIRLS. Now MANNY HANDY
IS THINKING OF THE LETTER
"Q" AS IN QUITE.





Now LETS SEE CAN
YOU DO WHAT MANNY
HANDY IS THINKING
WITH YOUR FINGERS
AND HANDS.

Very Good Boys And
Girls. Now MANNY HANDY
Is Thinking Of The Letter
"R" As In Rat.

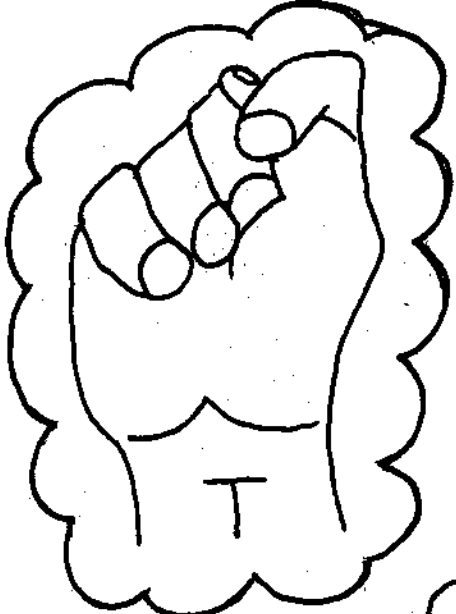


Now Lets SEE
CAN YOU DO WHAT
MANNY HANDY IS
Thinking With
Your Fingers And
HANDS


EXCELLENT BOYS AND
GIRLS. NOW MANNY HANDY
IS THINKING OF THE LETTER
"S" AS IN SAT.



NOW LET'S SEE
CAN YOU DO WHAT
MANNY HANDY IS
THINKING WITH YOUR
FINGERS AND HANDS





TERRIFIC!!! NOW MANNY
HANDY IS THINKING OF
THE LETTER "T" AS IN
TOOTH.




NOW LETS SEE CAN
YOU DO WHAT MANNY
HANDY IS THINKING
WITH YOUR FINGERS
AND HANDS.

Looking Good Boys
And Girls. Now MANNY
HANDY IS THINKING OF
THE LETTER "U" AS IN
Up.



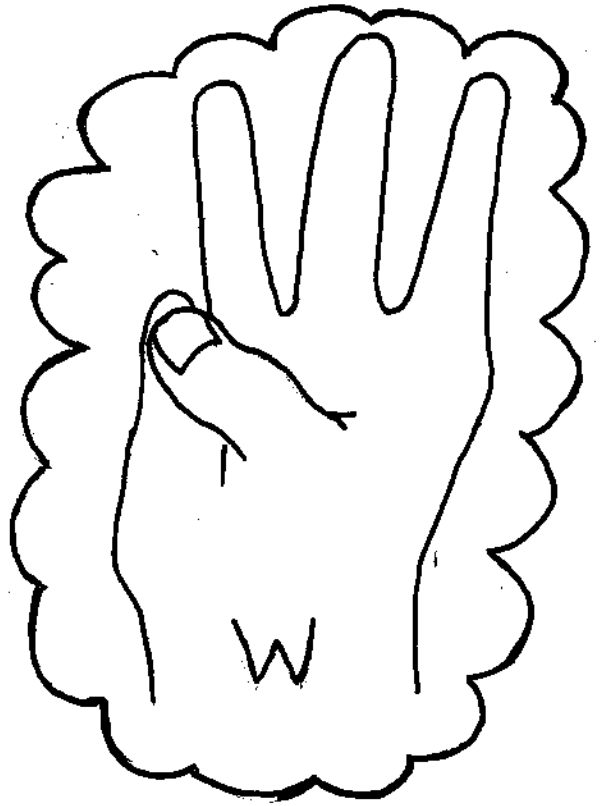
NOW LETS SEE
CAN YOU DO WHAT
MANNY HANDY IS
THINKING WITH
YOUR FINGERS AND
HANDS.

Good Job Boys And
Girls. Now MANNY HANDY
IS THINKING OF THE LETTER
"V" AS IN VIEW.




Now Lets SEE
CAN YOU DO WHAT
MANNY HANDY IS
THINKING WITH
YOUR FINGERS AND
HANDS.



O.K. Boys And Girls.
You Are Really Learning
Now MANNY HANDY IS
Thinking Of The LETTER
"W" AS IN WAS.



NOW LET'S SEE
CAN YOU DO WHAT
MANNY HANDY IS
Thinking With
Your Fingers And
HANDS





LEARNING IS FUN! RIGHT BOYS AND GIRLS. NOW MANNY HANDY IS THINKING OF THE LETTER "X" AS IN X-MAS FOR CHRISTMAS





NOW LETS SEE CAN YOU DO WHAT MANNY HANDY IS THINKING WITH YOUR FINGERS AND HANDS.

YOU ARE CLOSE
TO GRADUATION
BOYS AND GIRLS
NOW MANNY HANDY
IS THINKING OF
THE LETTER "Y"
AS IN YOU.




NOW LETS SEE
CAN YOU DO WHAT
MANNY HANDY IS
THINKING WITH
YOUR FINGERS AND
HANDS.

LAST ONE BOYS AND
GIRLS. THE LAST LETTER
MANNY HANDY IS
THINKING OF IS "Z" AS
IN ZERO.



NOW BEFORE YOU
GRADUATE BOYS AND
GIRLS. MAKE THE
LETTER "Z" LIKE
MANNY HANDY IS
THINKING WITH YOUR
FINGERS AND HANDS.

CONGRADULATIONS BOYS AND GIRLS. YOU HAVE JUST LEARNED A WHOLE NEW LANGUAGE THAT WILL HELP YOU COMMUNICATE WITH INDIVIDUALS THAT CANNOT HEAR OR SPEAK. WITH A LOT OF HARD WORK AND PRACTICE, YOU CAN EVEN MAKE A LIVING AS A TRANSLATOR.



REMEMBER TO STUDY AND PRACTICE SIGN LANGUAGE EVERY DAY UNTIL YOU KNOW IT AS WELL AS YOU SPEAK IT.

GOOD LUCK!